


Are These  
Products In  
Your Home?



**Some household products require special attention in their use, storage and disposal. These products we use every day are “hazardous”. A product is hazardous if it is:**

**TOXIC** *Poisonous or capable of causing acute illness*

**IGNITABLE/ FLAMMABLE** *Ignites and/or burns easily*

**CORROSIVE** *Eats through other materials*

**REACTIVE** *Can explode if exposed to heat, air, water or shock*

**Check the label to see if a product is hazardous. If it says . . .**


**WARNING! CAUTION! DANGER! POISON! . . .**  
**it may be hazardous.**


### **Contacts for Household Hazardous Waste Collection Information**


Allen Park	313-928-1400	Northville	248-349-3271
Auburn Hills	248-391-3777	Northville Township	248-348-5820
Beverly Hills*	248-288-5153	Novi	248-208-2270
Bingham Farms	248-644-0044	Novi Township	248-348-0365
Birmingham*	248-288-5153	Oak Park*	248-288-5153
Bloomfield Hills	248-644-1520	Orchard Lake Village	248-682-2400
Bloomfield Township	248-433-7706	Plymouth	734-455-1392
Canton Township	734-326-3936	Plymouth Township	734-454-0530
Commerce Township	800-858-0089	Pontiac	248-857-5700
Dearborn Heights	313-277-7924	Redford Township	313-387-2699
Dearborn	313-943-2085	River Rouge	313-842-6482
Detroit	313-923-2240	Rochester Hills	248-656-4600
Ecorse	313-923-2240	Romulus	734-942-7579
Farmington Hills	248-473-9560	Salem Township	734-971-7356
Farmington	248-473-7250	Southfield	248-827-0610
Franklin	248-626-9666	Superior Township	734-971-7356
Garden City	734-525-8840	Troy*	248-288-5153
Highland Park	313-868-3023	Van Buren Township	734-699-8926
Inkster	313-563-9773	Wayne	734-721-8600
Lathrup Village*	248-288-5153	West Bloomfield Township	248-451-4876
Livonia	734-466-2588	Westland	734-467-3252
Lyon Township	248-437-2240	Wixom	248-624-0141
Melvindale	313-381-2311	Ypsilanti Township	734-971-7356

\* Drop off site for Southeastern Oakland County Resource Recovery Authority (SOCRRA) communities by appointment only.

# HOUSEHOLD HAZARDOUS WASTES AND DISPOSAL METHODS

 = Pour small amounts down the drain\*

 = Take to hazardous waste collection facility

 = Put it in the trash

 = Recycle it

\* If connected to a sewer when disposing of materials in this way, please use reasonable judgement and dispose of small quantities (usually 1 pint or less) with plenty of water.

## KITCHEN

**Aerosol cans (empty)**



**Aluminum cleaners**



**Ammonia based cleaners**



**Bug spays**



**Drain cleaners**



**Floor care products**



**Furniture polish**



**Metal polish with solvent**



**Window cleaner**



**Oven cleaner (lye base)**



## BATHROOM

**Alcohol based lotions (perfumes, etc)**



**Bathroom cleaners**



**Depilatories**



**Disinfectants**



**Permanent lotions, hair relaxers**



**Medicine (expired)**



**Nail polish or remover (solidified)**



**Toilet, tub and tile cleaners**



## GARAGE

**Antifreeze**



**Auto body repair products**



**Battery (lead acid)**



**Brake fluid**



**Car wax solvent**



**Diesel fuel**



**Fuel oil**



**Gasoline**








**Kerosene**



# HOUSEHOLD HAZARDOUS WASTE TIPS














- Keep unused portions in their original containers with labels intact and readable.
- Store hazardous materials in a cool, dry place inaccessible to children or pets.
- Reduce your waste and save money by purchasing only materials you need and will use.
- Use products in accordance with the manufacturer's directions and follow all safe handling requirements.
- Let used solvents and paint thinners set for a while in a closed jar. The dirt and paints will settle to the bottom. The top portion can be reused. The amount of actual waste for disposal will be much less.
- Offer surplus portions of products that are usable and safely packaged to others, such as pesticides to nurseries, and paint to theater groups.
- Never pour motor oil, paints, or chemicals down storm drains or sinks. These household hazardous wastes should be recycled or taken to a household hazardous waste drop off site (see reverse side for locations).
- Reduce the amount of hazardous wastes you purchase and use non-toxic alternatives when you can. If a product cannot be used for its original purpose, then the material should be disposed of following the disposal methods listed in this brochure.

# HOUSEHOLD HAZARDOUS WASTES AND DISPOSAL METHODS, continued

<b>Metal polish with solvent</b>	
<b>Motor oils</b>	
<b>Other oils</b>	
<b>Transmission fluid</b>	
<b>Windshield washer solution</b>	

<b>Fungicide</b>	
<b>Herbicide</b>	
<b>Insecticide</b>	
<b>Weed killer</b>	

## WORKSHOP

<b>Paint brush cleaner with solvent</b>	
<b>Paint brush cleaner with TSP</b>	
<b>Aerosol cans (empty)</b>	
<b>Glue (solvent based)</b>	
<b>Glue (water based)</b>	
<b>Paint: latex — dried</b>	
<b>Paint: oil based, auto, model</b>	
<b>Paint thinner or stripper</b>	
<b>Primer</b>	
<b>Rust remover (with phosphoric acid)</b>	
<b>Turpentine or varnish</b>	
<b>Wood preservative</b>	
<b>Garden Fertilizer</b>	

## MISCELLANEOUS

<b>Ammunition</b>	
<b>Artists' paints</b>	
<b>Dry cleaning solvents</b>	
<b>Fiberglass epoxy</b>	
<b>Gun cleaning solvents</b>	
<b>Lighter fluid</b>	
<b>Household batteries</b>	
<b>Moth balls</b>	
<b>Old fire alarms</b>	
<b>Photographic chemicals (unmixed)</b>	
<b>Photographic chemicals (mixed)</b>	
<b>Shoe polish</b>	
<b>Swimming pool acid</b>	

## NON-TOXIC ALTERNATIVES

Here are recipes for some Rouge-friendly cleaning concoctions. They work, they cost pennies per gallon, and they won't harm you or the environment.

- For an all purpose cleaner: mix a cup of vinegar in a pail of water.
- To disinfect, use one-half cup borax or washing soda (sodium carbonate) dissolved in a gallon of hot water.
- Wash windows with one part vinegar to four parts water.
- To deodorize carpets, sprinkle with baking soda. Vacuum after 30 minutes.
- To polish furniture, use equal parts mineral oil and lemon oil.
- To clean floors, use 1/4 cup white vinegar, 1/4 cup washing soda (sodium carbonate not baking soda) in one gallon warm water.
- Use a plumber snake instead of drain cleaners to eliminate clogged drains.

***If Your Community Doesn't  
Have A Household Hazardous  
Waste Drop Off Site:***

- Contact your local officials and tell them you would like your community to start a household hazardous waste program. The more interested residents are in initiating a program, the more likely a program will be started.
- Drop off your hazardous waste at a company specializing in disposal. Check your phone book under waste reduction for the nearest location. (There will be a cost involved).
- Store your hazardous material until your community gets a program or until you can pay to have the materials disposed of properly.

***For more information contact:***

Washtenaw County           (734) 971-7356

Wayne County               (734) 326-3936

Additional questions regarding household hazardous waste disposal can be directed to the Michigan Department of Environmental Quality, Waste Management Division, Southeast Michigan District Office at (734) 953-1448.



The Rouge River National Wet Weather Demonstration Project is funded, in part, by the United States Environmental Protection Agency grant #X995743-02.